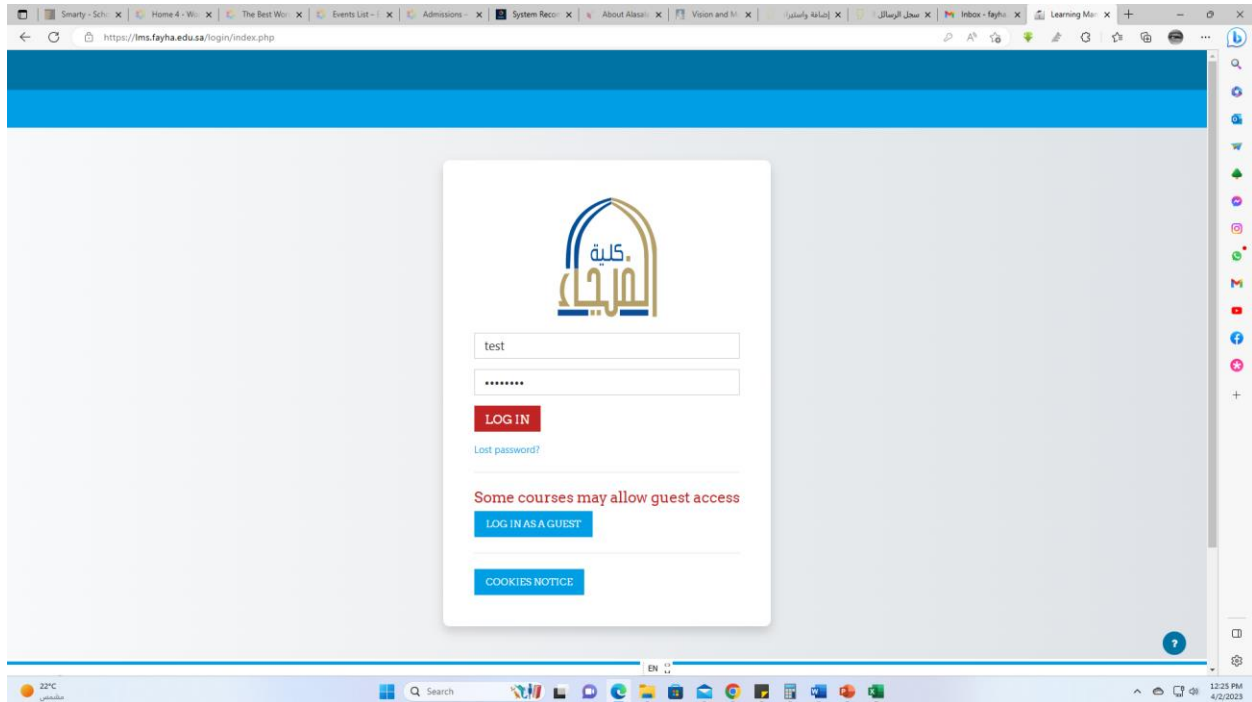


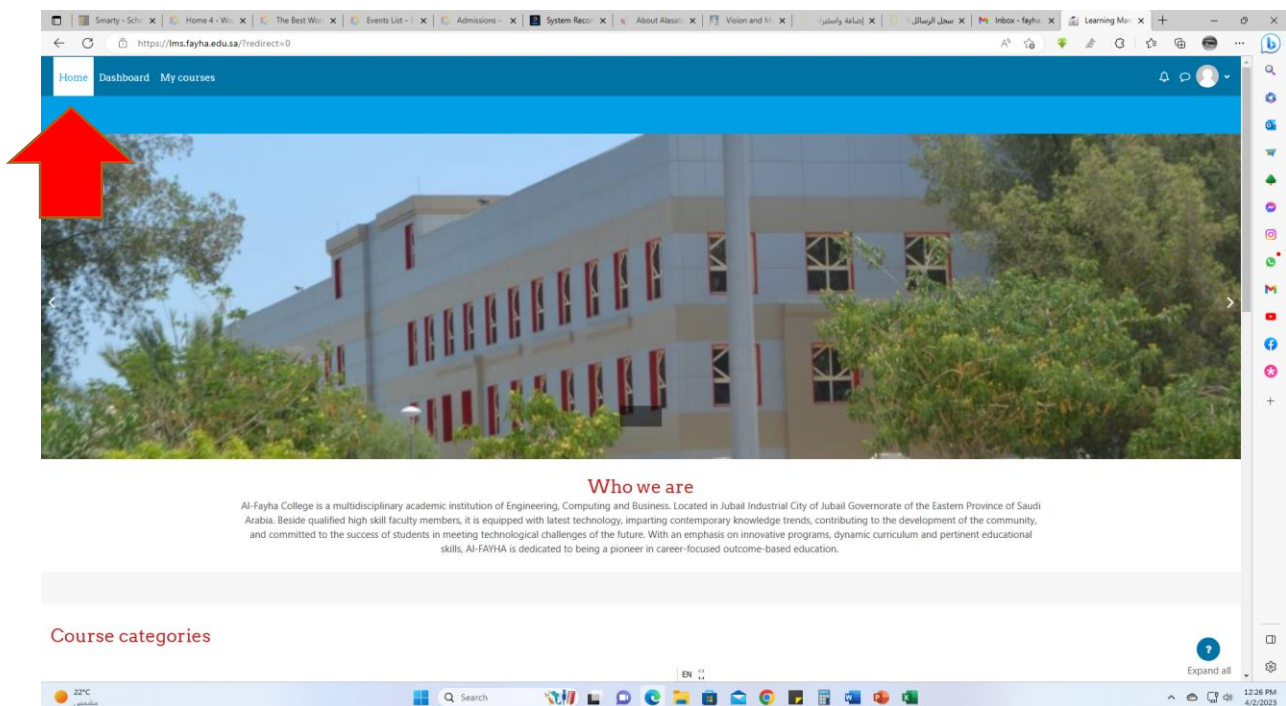
STEPS FOR ENROLLING IN COURSE FOR SEMESTER 222

NOTE: It is recommended to use the web version of Moodle for the enrollment.

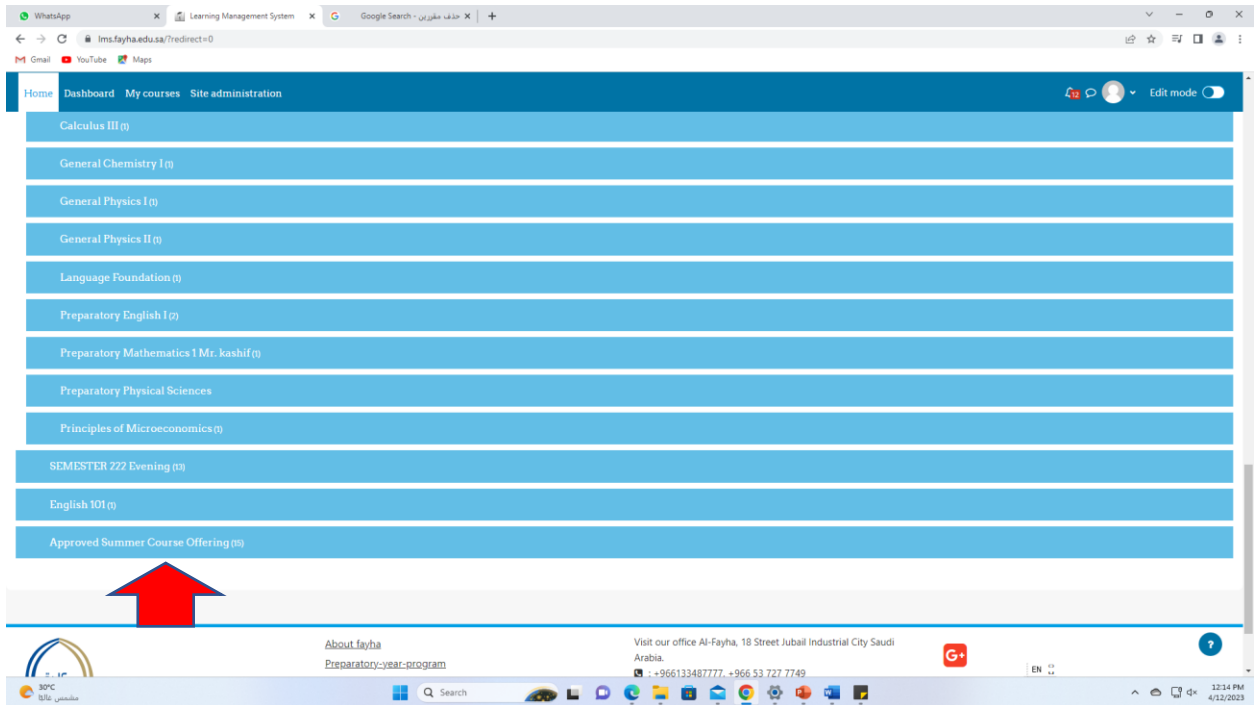
1. Login to Moodle with your username and password



2. Click on the **Home** button

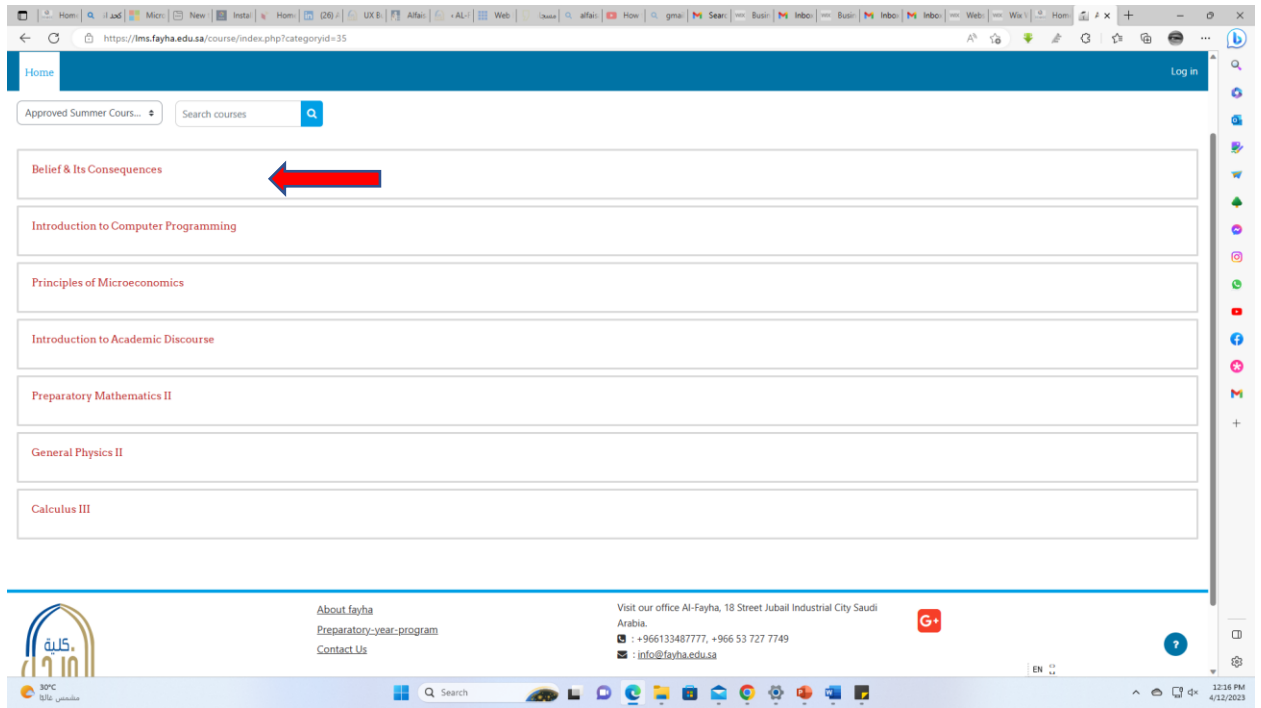


3. Click on **Approved Summer Course Offering**



The screenshot shows the LMS interface with a navigation menu at the top: Home, Dashboard, My courses, and Site administration. Below the menu is a list of course offerings, each in a blue box with a dropdown arrow on the right. The courses listed are: Calculus III (0), General Chemistry I (0), General Physics I (0), General Physics II (0), Language Foundation (0), Preparatory English I (0), Preparatory Mathematics 1 Mr. kashif (0), Preparatory Physical Sciences, Principles of Microeconomics (0), SEMESTER 222 Evening (0), English 101 (0), and Approved Summer Course Offering (0). A red arrow points to the 'Approved Summer Course Offering (0)' link. The footer contains the university logo, 'About fayha', 'Preparatory-year-program', contact information, and a language selector set to 'EN'.

4. List of all courses available for Semester 222 will open up.



The screenshot shows the LMS course listing page for Semester 222. The URL is <https://lms.fayha.edu.sa/course/index.php?categoryid=35>. The page has a search bar and a dropdown menu set to 'Approved Summer Cours...'. Below the search bar is a list of courses in white boxes with red text. A red arrow points to the 'Belief & Its Consequences' course. The other courses listed are: Introduction to Computer Programming, Principles of Microeconomics, Introduction to Academic Discourse, Preparatory Mathematics II, General Physics II, and Calculus III. The footer contains the university logo, 'About fayha', 'Preparatory-year-program', 'Contact Us', contact information, and a language selector set to 'EN'.

5. Based on your academic plan and advising, select the course and click on **ENROL ME**.

The screenshot shows a web browser window displaying the LMS enrollment page. The URL is <https://lms.fayha.edu.sa/enrol/index.php?id=54>. The page has a blue header with navigation links: Home, Dashboard, My courses. Below the header, the course title "Belief & Its Consequences" is displayed in red, followed by "Enrolment options". A dropdown menu is open, showing "Belief & Its Consequences" with a right-pointing arrow. Underneath, there is a section for "Self enrolment (Student)" with a downward arrow. Below this, it states "No enrolment key required." and a red "ENROL ME" button is visible. The footer contains the Fayha logo, contact information for the preparatory program, and a copyright notice: "Copyright © 2019 Developed by AL-Fayha". The Windows taskbar at the bottom shows the time as 12:37 PM on 4/12/2023.

6. Click on **My Courses** to confirm if the course has been added.

The screenshot shows the "Course overview" page. At the top, the title "Course overview" is displayed in red. Below the title, there are four filter buttons: "ALL" with a dropdown arrow, "Search" with an input field, "SORT BY COURSE NAME" with a dropdown arrow, and "CARD" with a dropdown arrow. Below these filters is a large green decorative banner. Underneath the banner, the course title "Belief & Its Consequences" is displayed in a larger font, followed by "Approved Summer Course Offering" in a smaller font.